



GRAVY MACHINES

30 Yeras of Trust

Since 1983



Mfg. SHUBH SAGAR INDUSTIRES





Export to 7 Countries



MFG BY :  *Shubh Sagar* INDUSTRIES AHMEDABAD

Wide Range of Stainless Steel Body Gravy Machine

TECHNICAL DETAILS

Models	G1	G28	G3	G5
Picture				
Grinding Chamber	5" * 3"	8" * 4"	9" * 4"	12" * 4"
Ele. Motor	1 HP	2 HP	3 HP	5 HP
Weight	30 kg	40 kg	45 kg	72 kg
Dimensions (inch)	17 * 15 * 18	18 * 16 * 24	22 * 18 * 28	22 * 18 * 31

USE & FEATURES

USE:

To grind any kind of wet material like Onion, Tomato, Chilies etc etc as well as vegetables wet grinding and wet grins like Udad, rise etc.

FEATURES

1. Easy to operate
2. High speed wet grinding technology
3. Low friction cutting grinding technology
4. 5 filter stainless steel jali screen set
5. Heavy duty machine
6. High quality electric motor
7. Heavy duty grinding chamber
8. Stainless Steel Body
9. Maintenance free
10. No wastage after grinding

OPERATING INSTRUCTIONS

1. First of all, set the filter net as per your grinding requirement then close the grinding chamber.
2. Fill the grinding chamber by grinding material.
3. Turn the main switch and turn ON the MCB switch.
4. Once the material will finish from the grinding chamber then fill the grinding chamber again. Clean the grinding chamber before you grind another material.
5. Once you done with grinding, clean the grinding chamber and filters properly by brush.

NOTE: For any reason, If the machine will stop suddenly during grinding means material overloaded in grinding chamber so clean it out and start again.

BE AWARE OF DUPLICATE LAXMI BRAND



MFG BY :  **Shubh Sagar INDUSTRIES** AHMEDABAD